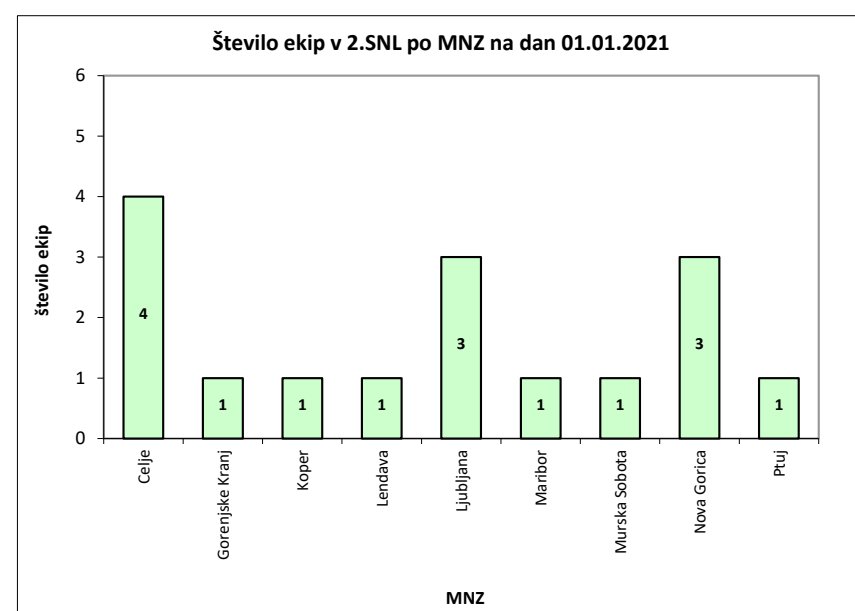
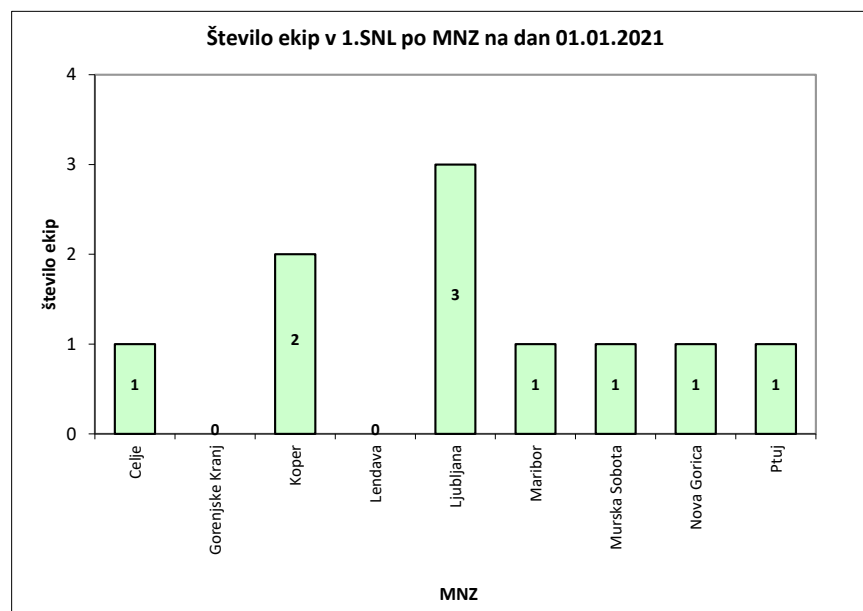
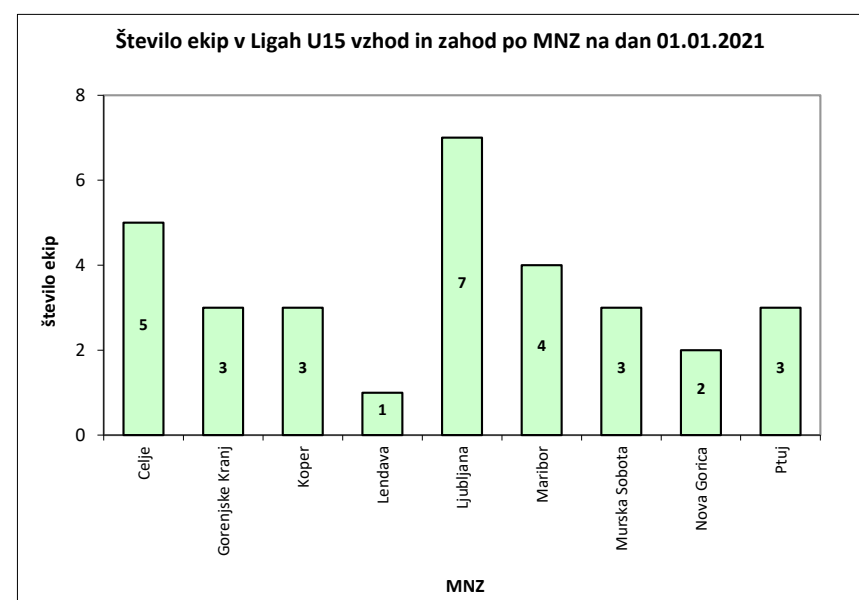
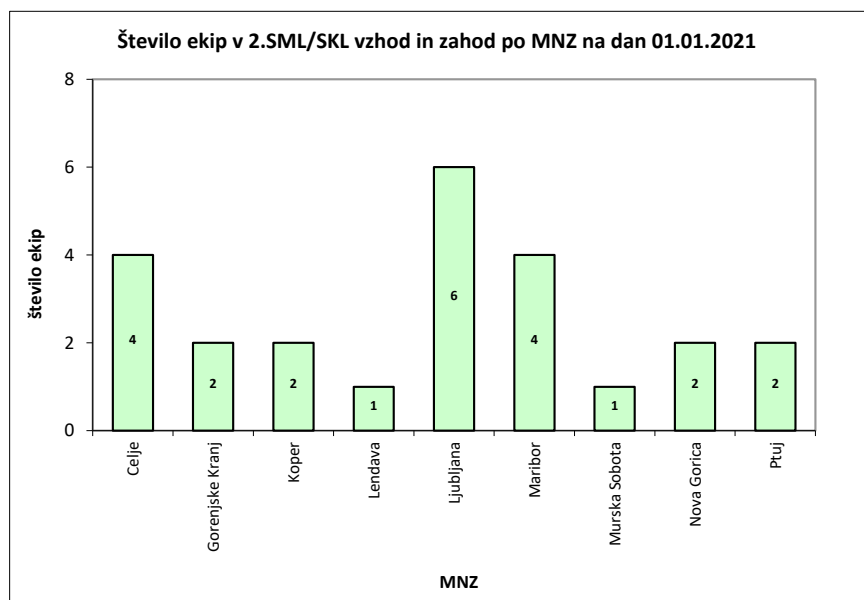
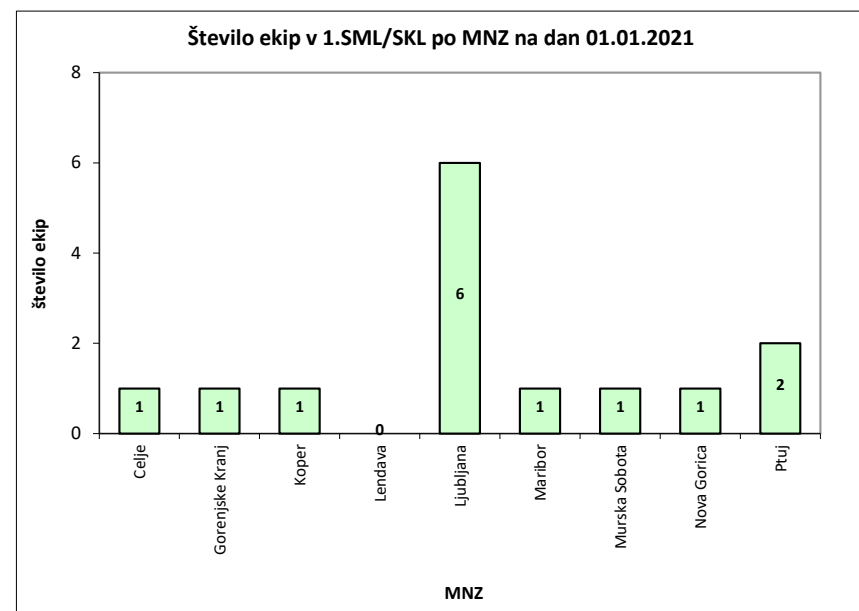
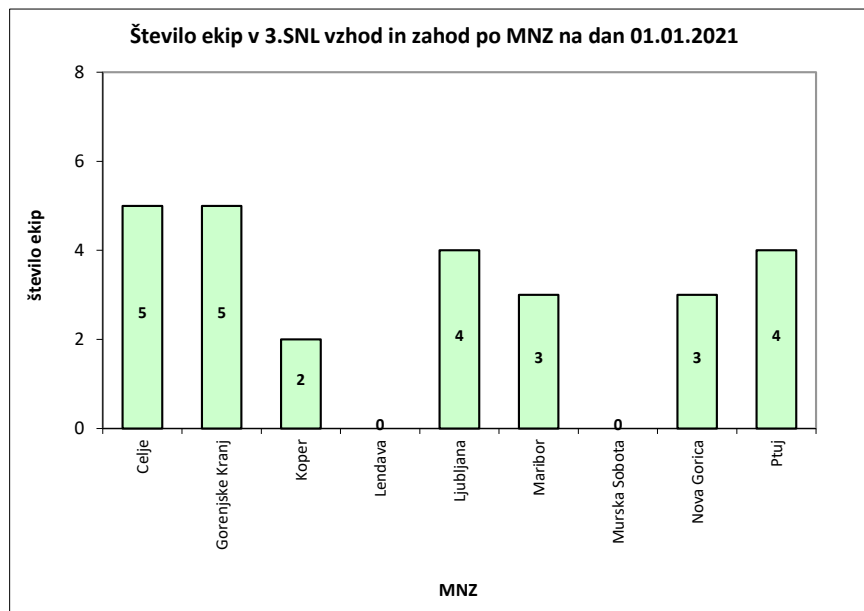


## Razporeditev ekip nogometnih klubov v tekmovanjih NZS in MNZ na dan 01.01.2021

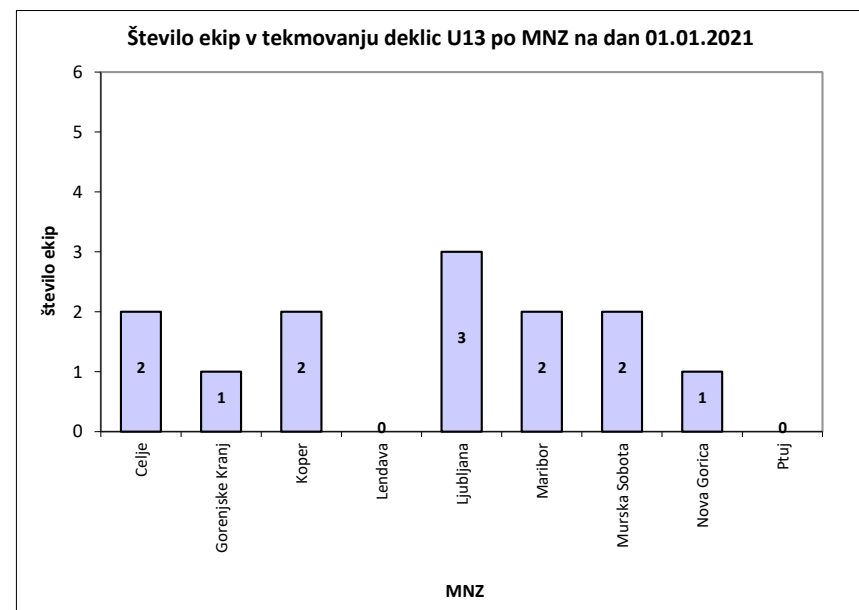
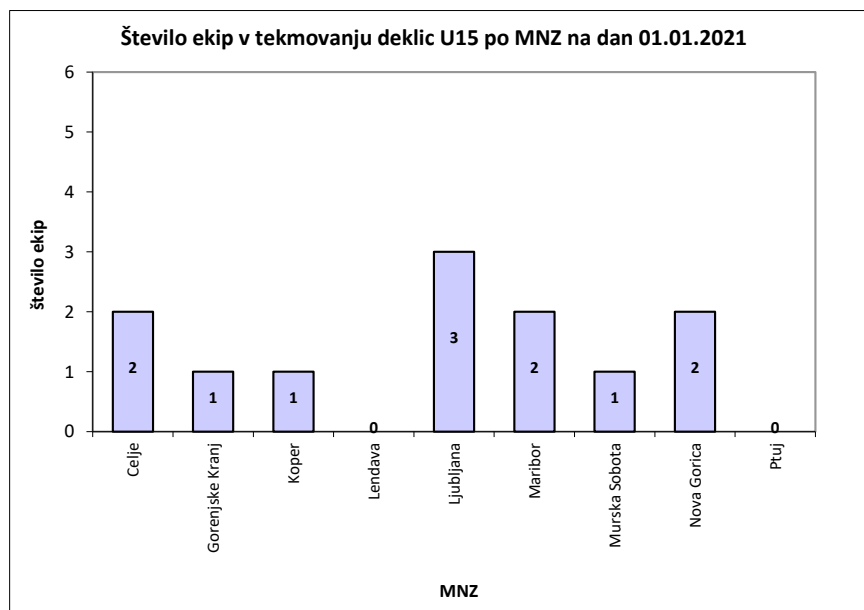
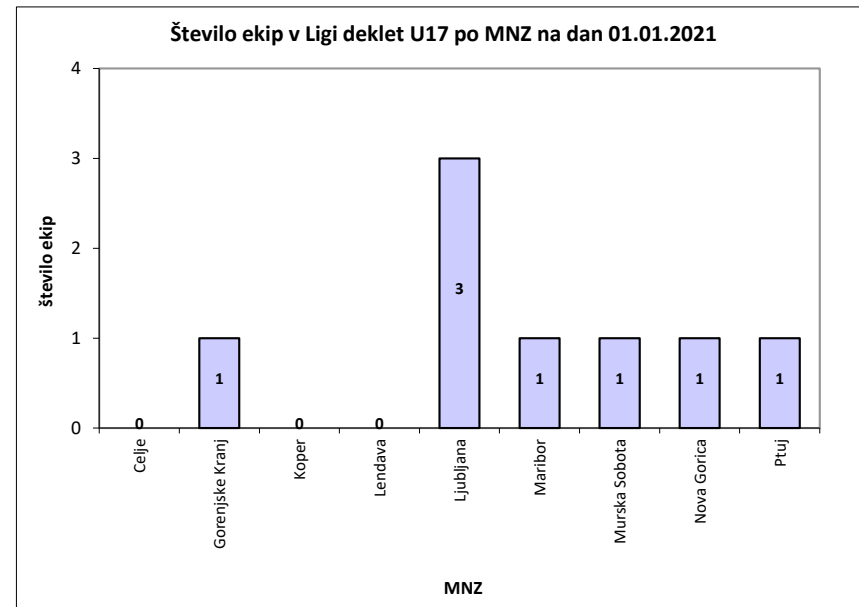
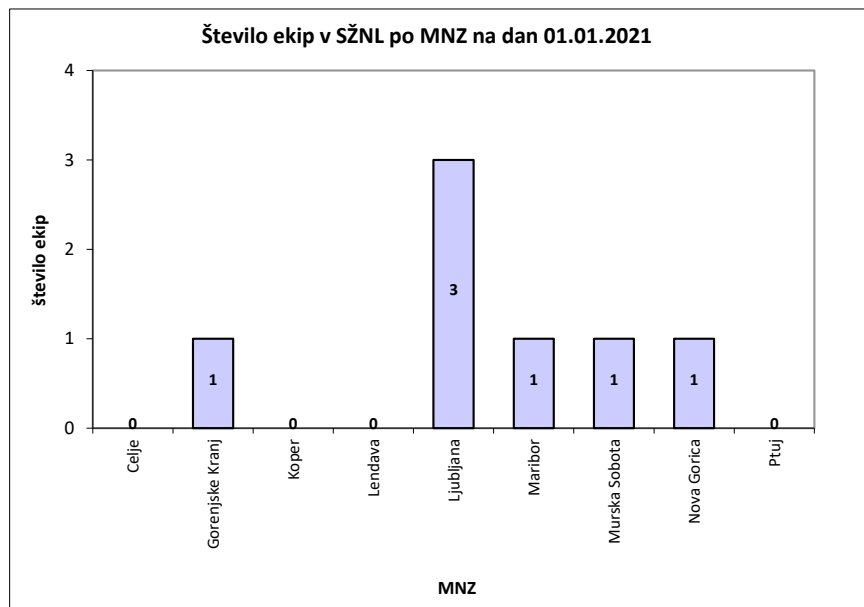
Z.št.	MNZ	Tekmovanja NZS												Tekmovanja MNZ								VSE	
		1.SNL	2.SNL	3.SNL	1.SML	1.SKL	2.SML	2.SKL	U15	SŽNL	DU17	DU15	DU13	Skupaj	ČL	U19	U17	U15	U13	U11	U9		Skupaj
1	Celje	1	4	5	1	1	4	4	5	0	0	2	2	29	10	9	9	17	34	34	34	147	176
2	Gorenjske Kranj	0	1	5	1	1	2	2	3	1	1	1	1	19	13	5	7	13	24	32	23	117	136
3	Koper	2	1	2	1	1	2	2	3	0	0	1	2	17	7	2	3	9	16	22	21	80	97
4	Lendava	0	1	0	0	0	1	1	1	0	0	0	0	4	18	5	0	3	6	7	9	48	52
5	Ljubljana	3	3	4	6	6	6	6	7	3	3	3	3	53	25	21	11	43	81	78	89	348	401
6	Maribor	1	1	3	1	1	4	4	4	1	1	2	2	25	27	10	10	19	34	44	36	180	205
7	Murska Sobota	1	1	0	1	1	1	1	3	1	1	1	2	14	26	8	7	9	18	30	21	119	133
8	Nova Gorica	1	3	3	1	1	2	2	2	1	1	2	1	20	3	4	2	8	16	15	15	63	83
9	Ptuj	1	1	4	2	2	2	2	3	0	1	0	0	18	26	7	5	12	24	25	26	125	143
<b>SKUPAJ</b>		<b>10</b>	<b>16</b>	<b>26</b>	<b>14</b>	<b>14</b>	<b>24</b>	<b>24</b>	<b>31</b>	<b>7</b>	<b>8</b>	<b>12</b>	<b>13</b>	<b>199</b>	<b>155</b>	<b>71</b>	<b>54</b>	<b>133</b>	<b>253</b>	<b>287</b>	<b>274</b>	<b>1227</b>	<b>1426</b>



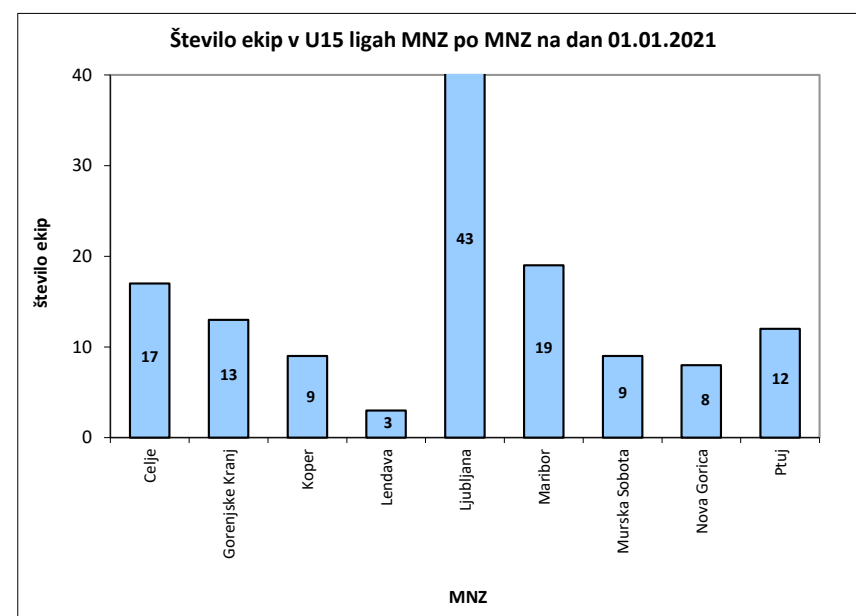
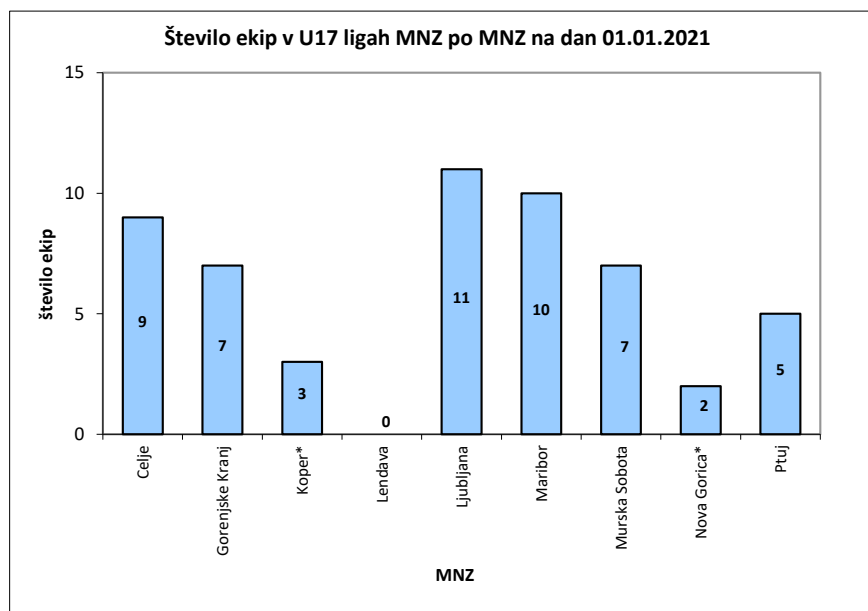
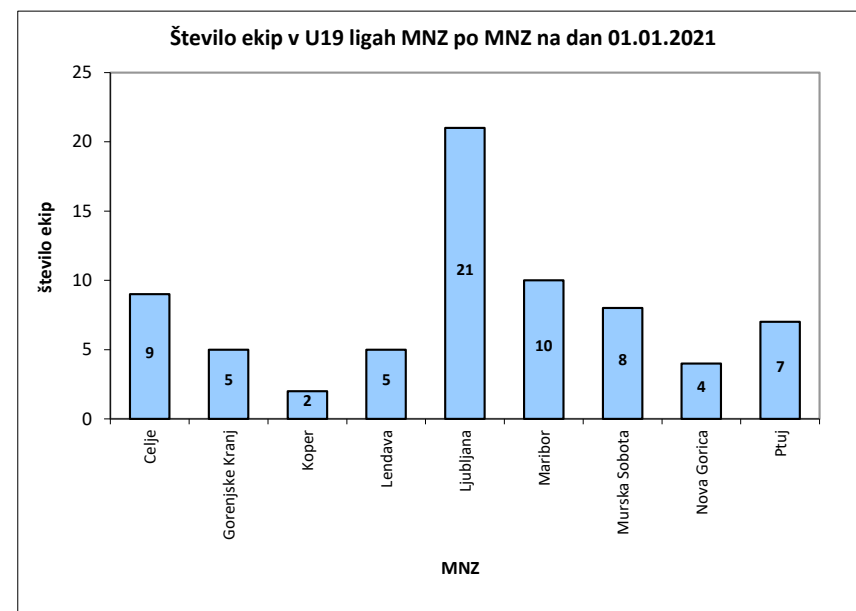
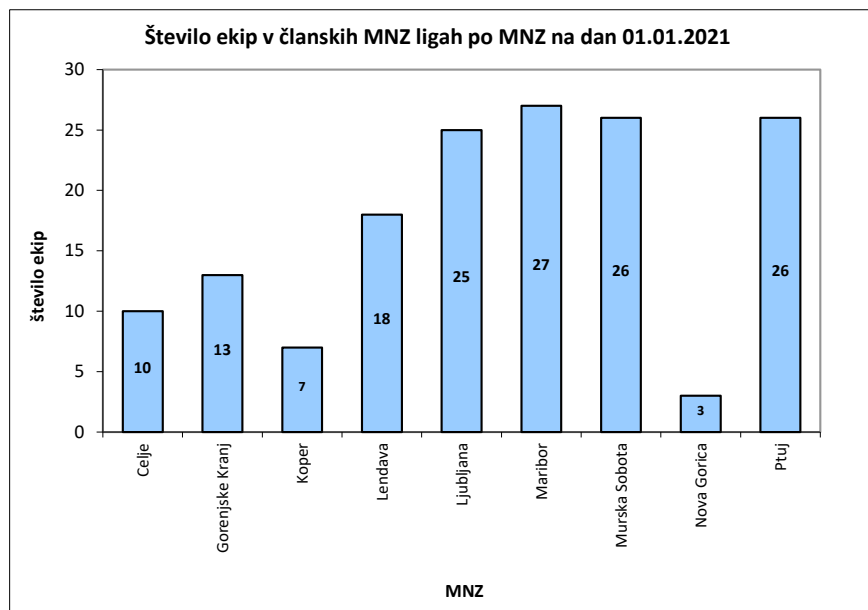
Razporeditev ekip nogometnih klubov v tekmovanjih NZS in MNZ na dan 01.01.2021



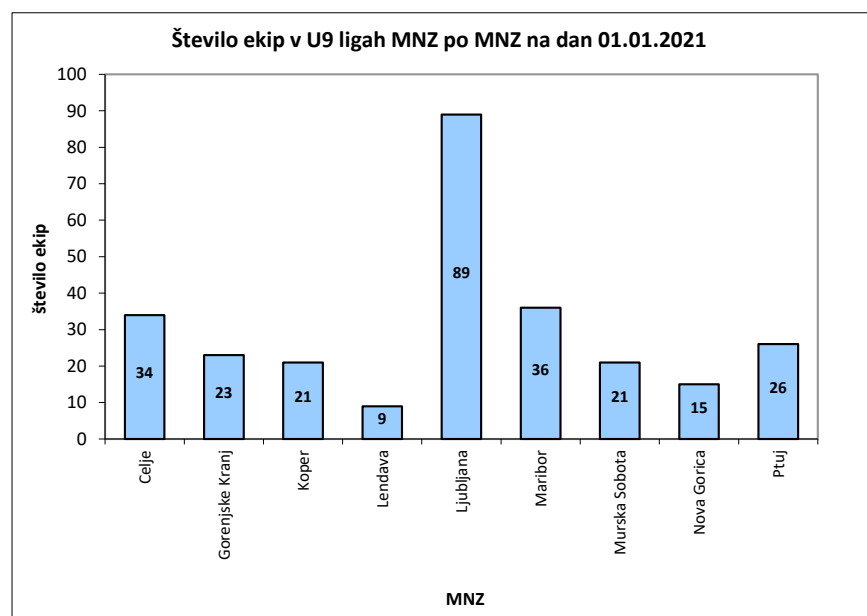
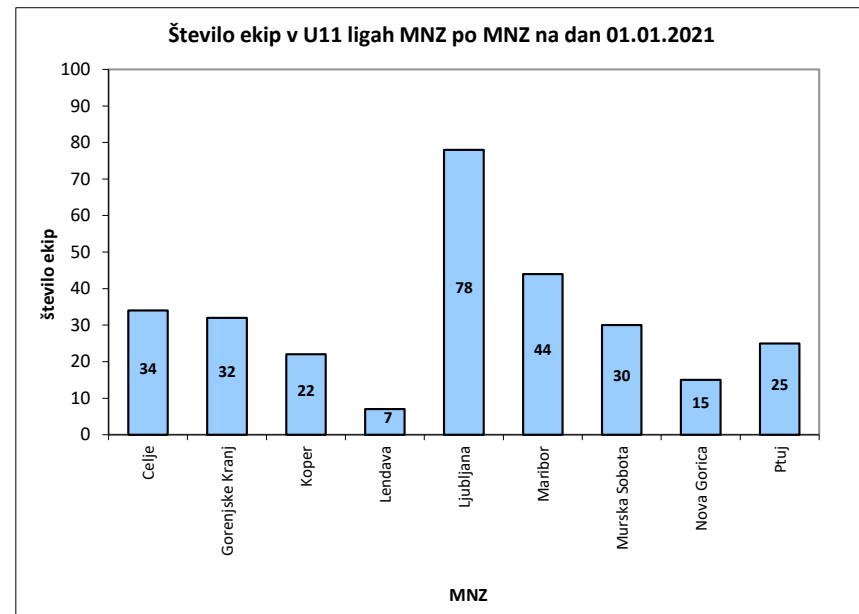
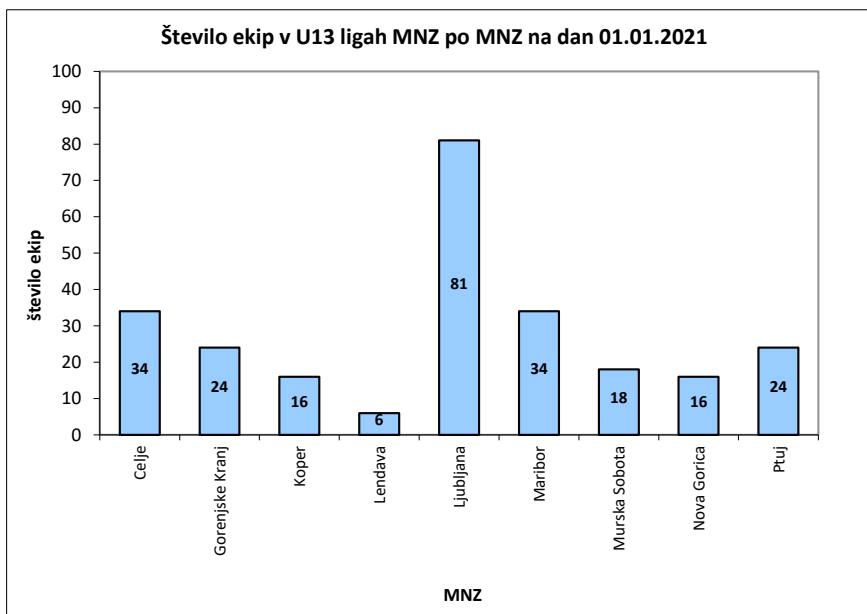
Razporeditev ekip nogometnih klubov v tekmovanjih NZS in MNZ na dan 01.01.2021



Razporeditev ekip nogometnih klubov v tekmovanjih NZS in MNZ na dan 01.01.2021

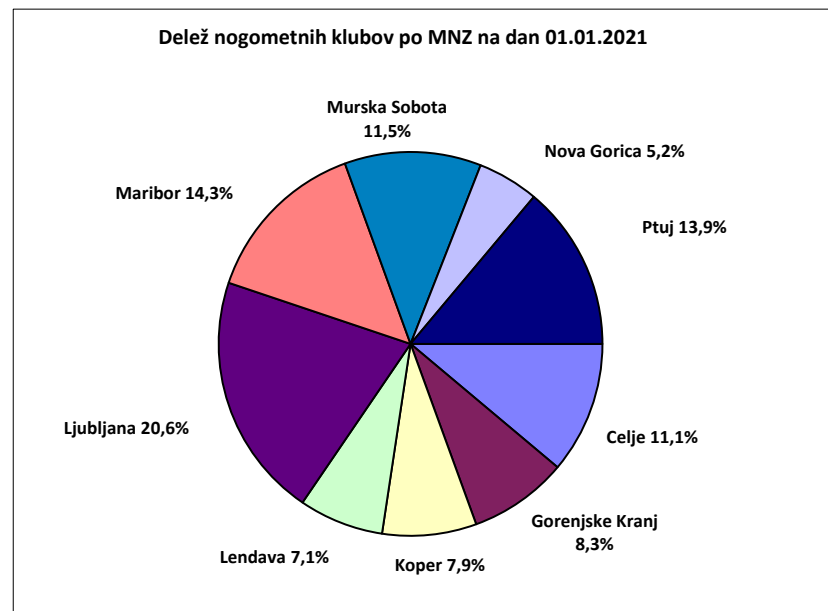
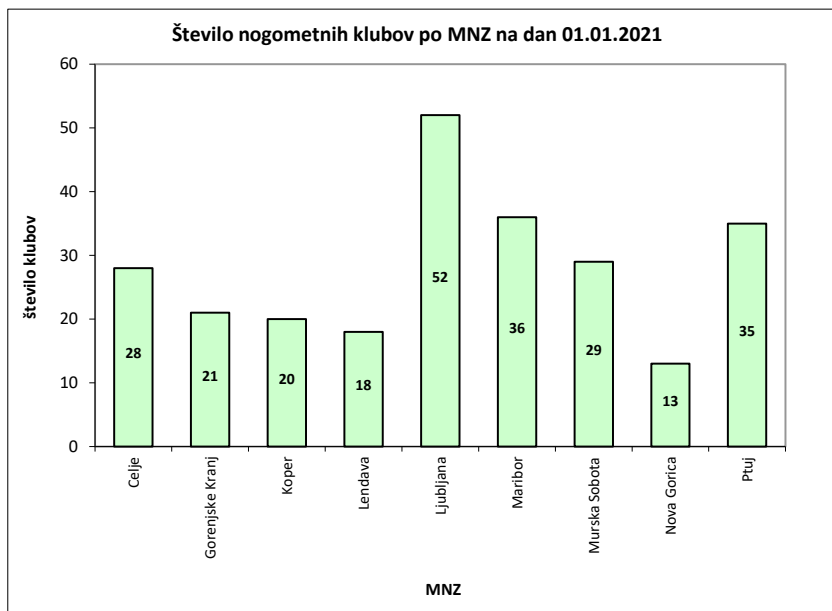


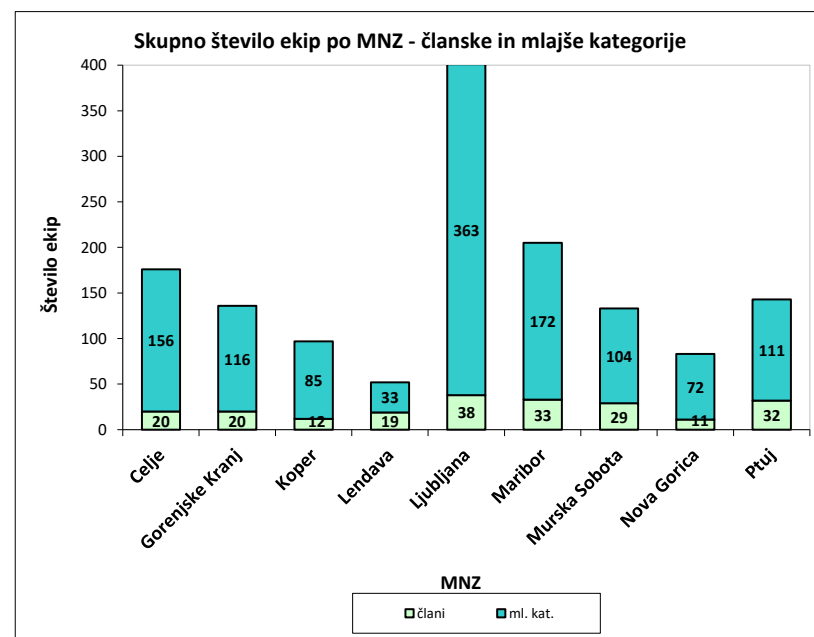
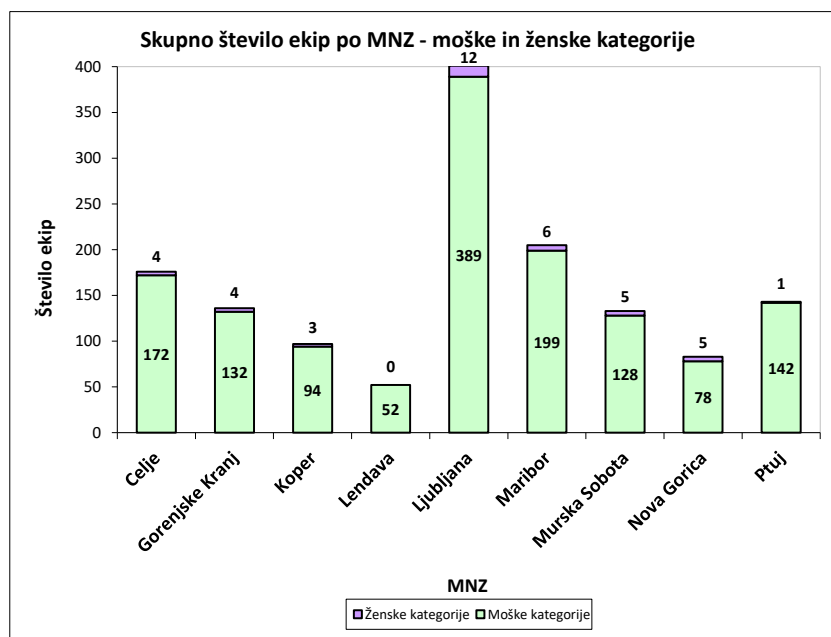
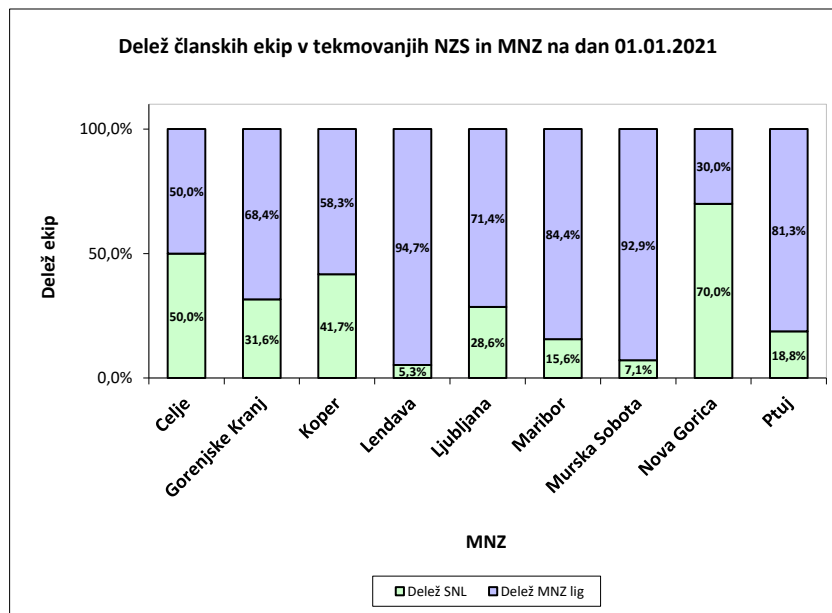
Razporeditev ekip nogometnih klubov v tekmovanjih NZS in MNZ na dan 01.01.2021



## Analiza delovanja nogometnih klubov po MNZ na dan 01.01.2021

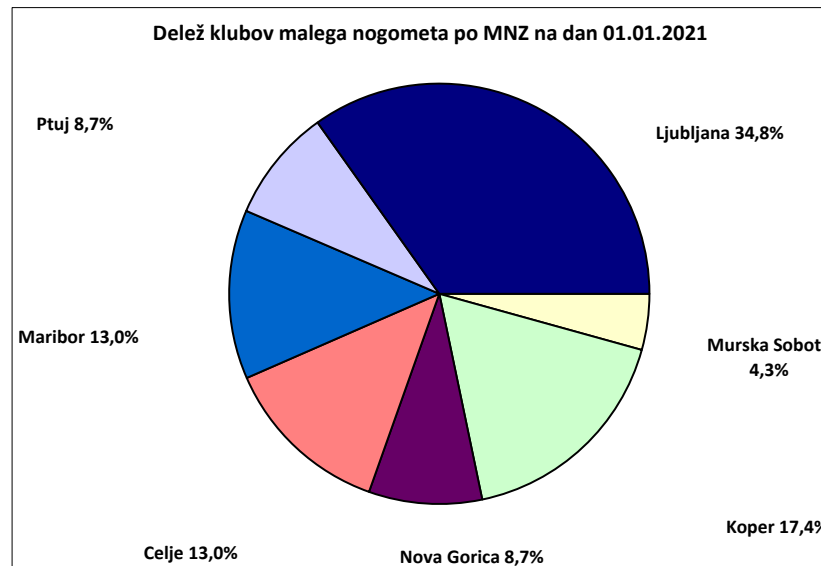
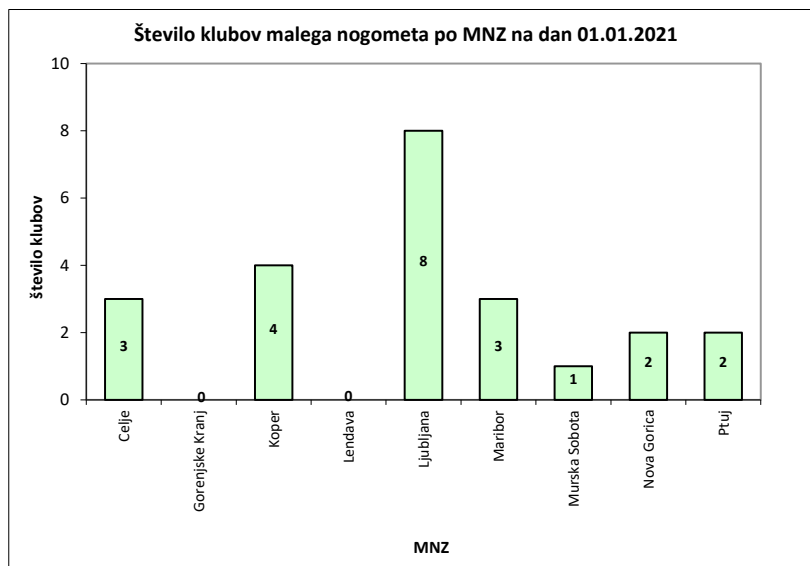
Z.št.	MNZ	Tekmovanja NZS			Skupaj SNL	Skupaj MNZ lige	Skupaj SNL+MNZ	Delež		Št. ekip - moški		Moške kategorije	Št. ekip - ženske		Ženske kategorije	Število ekip		Skupaj ekip	Pokritost članskih ekip z ml. kateg.	Skupaj klubov	Strukturni delež
		1.SNL	2.SNL	3.SNL				SNL	MNZ lig	člani	ml. kat.		člani	ml. kat.		člani	ml. kat.				
1	Celje	1	4	5	10	10	20	50,0%	50,0%	20	152	172	0	4	4	20	156	176	7,8	28	11,1%
2	Gorenjske Kranj	0	1	5	6	13	19	31,6%	68,4%	19	113	132	1	3	4	20	116	136	5,8	21	8,3%
3	Koper	2	1	2	5	7	12	41,7%	58,3%	12	82	94	0	3	3	12	85	97	7,1	20	7,9%
4	Lendava	0	1	0	1	18	19	5,3%	94,7%	19	33	52	0	0	0	19	33	52	1,7	18	7,1%
5	Ljubljana	3	3	4	10	25	35	28,6%	71,4%	35	354	389	3	9	12	38	363	401	9,6	52	20,6%
6	Maribor	1	1	3	5	27	32	15,6%	84,4%	32	167	199	1	5	6	33	172	205	5,2	36	14,3%
7	Murska Sobota	1	1	0	2	26	28	7,1%	92,9%	28	100	128	1	4	5	29	104	133	3,6	29	11,5%
8	Nova Gorica	1	3	3	7	3	10	70,0%	30,0%	10	68	78	1	4	5	11	72	83	6,5	13	5,2%
9	Ptuj	1	1	4	6	26	32	18,8%	81,3%	32	110	142	0	1	1	32	111	143	3,5	35	13,9%
<b>SKUPAJ</b>		<b>10</b>	<b>16</b>	<b>26</b>	<b>52</b>	<b>155</b>	<b>207</b>	<b>25,1%</b>	<b>74,9%</b>	<b>207</b>	<b>1179</b>	<b>1386</b>	<b>7</b>	<b>33</b>	<b>40</b>	<b>214</b>	<b>1212</b>	<b>1426</b>	<b>5,7</b>	<b>252</b>	<b>100,0%</b>





## Razporeditev ekip klubov malega nogometa v tekmovanjih NZS in MNZ ter analiza delovanja MNZ na dan 01.01.2021

Z.št.	MNZ	Tekmovanja NZS								MNZ	SKUPAJ	NZS + MNZ	Delež NZS	Delež MNZ lig	Skupaj KMN	Strukturni delež KMN
		1.SFL	2.SFL	SŽFL	U19	U17	U15	U13	MNZ							
1	Celje	2	0	2	2	0	0	2	0	8	0	8	100,0%	0,0%	3	13,0%
2	Gorenjske Kranj	0	0	0	0	0	0	0	0	0	0	0	0,0%	0,0%	0	0,0%
3	Koper	1	1	1	1	2	1	2	0	9	0	9	100,0%	0,0%	4	17,4%
4	Lendava	0	0	0	0	0	0	0	0	0	0	0	0,0%	0,0%	0	0,0%
5	Ljubljana	4	1	0	6	3	4	5	0	23	0	23	100,0%	0,0%	8	34,8%
6	Maribor	0	2	1	0	2	2	2	0	9	0	9	100,0%	0,0%	3	13,0%
7	Murska Sobota	0	1	0	1	1	1	1	0	5	0	5	100,0%	0,0%	1	4,3%
8	Nova Gorica	1	1	0	1	1	0	2	1	6	1	7	85,7%	14,3%	2	8,7%
9	Ptuj	2	0	0	2	1	0	1	0	6	0	6	100,0%	0,0%	2	8,7%
<b>SKUPAJ</b>		<b>10</b>	<b>6</b>	<b>4</b>	<b>13</b>	<b>10</b>	<b>8</b>	<b>15</b>	<b>1</b>	<b>66</b>	<b>1</b>	<b>67</b>	<b>98,5%</b>	<b>1,5%</b>	<b>23</b>	<b>100,0%</b>





Razporeditev ekip KMN v tekmovanjih NZS in MNZ ter analiza delovanja MNZ na dan 01.01.2021

